



# OneCampus

Hello and welcome to this video on how to use OneCampus! This platform is a hub to connect you to various campus offices, resources and VT websites. We will review how to access and use OneCampus.



# How to Access OneCampus

The screenshot displays the OneCampus web interface. At the top left is the Virginia Tech logo and the text "VIRGINIA TECH. OneCampus". A search bar with the placeholder text "What would you like to do?" is located at the top right. A left-hand navigation menu includes "Home", "My Favorites", and "Categories". The main content area is titled "Most Popular" and features a grid of application tiles. Each tile includes an icon, the application name, a brief description, a star rating, and an information icon. The tiles shown are: Canvas (Learning Management System, 4.5 stars), Banner 9 (New and Improved INB, 4.5 stars), Manage Accounts (Manage your PID, 2FA, Network, Email, and Hokies ac..., 4.5 stars), Network Password (View or Change Network Password, 4.5 stars), Chrome River (VT Travel Management System, 4.5 stars), Zoom (Video Conferencing Tool, 4.5 stars), HokieMart (4.5 stars), TimeClock Plus - Employee (VT employee time reporting application, 4.5 stars), Gmail (4.5 stars), Microsoft 365 (A collection of productivity and collaboration products, 4.5 stars), View and Pay e-Bill (Students) (4.5 stars), and QuestionPro (4.5 stars). A "See more" link is positioned at the bottom right of the grid.

You can access and log into OneCampus through the web browser [onecampus.vt.edu](https://onecampus.vt.edu). When you log-in you will see a menu looking similar to an App Store but directing you to resources specific to Virginia Tech. Your default screen will consist of the most popular and highly rated tools.

# OneCampus Search Features

The screenshot displays the OneCampus search interface. At the top, a dark red header contains the 'OneCampus' logo on the left and a search bar on the right. The search bar contains the text 'parking' and a magnifying glass icon. Below the search bar, the text 'Search Results: 'parking'' is displayed. Underneath, there are two sections: 'Tasks' and 'Task Centers'. The 'Tasks' section contains two cards: 'Parking and Transportation Account' with a green icon and a star rating, and 'Interactive Campus Map' with a blue icon and a star rating. The 'Task Centers' section contains one card: 'Parking' with a green icon and a star rating.

You can search for tools a couple of different ways. If you have a specific service/office at VT you are searching for, you can type it in the search menu above and hit enter.

# OneCampus Search Features

The image displays the OneCampus user interface. On the left is a dark red navigation menu with the Virginia Tech logo at the top. Below the logo are five menu items: 'Home' (with a house icon), 'My Favorites' (with a heart icon), 'Categories' (with a grid icon and circled in orange), and 'Alumni'. An orange arrow points from the 'Categories' menu item to a 'Categories' modal window. This modal window is a white box with a close button (X) in the top right corner. It contains two columns of category names: 'Academics', 'Administrative', 'Computing', 'Events', 'Health and Safety', 'News', 'Research', 'Training', 'Alumni' in the first column; and 'Accounts', 'Careers', 'Employee Services', 'Financial Aid', 'Library Services', 'Parents and Families', 'Student Life', 'Transportation' in the second column. A 'Close' button is at the bottom right of the modal. To the right of the modal is a 'Academics' search results panel. It has a title 'Academics' and a sub-header 'Academics: Tasks'. Below this are six application cards, each with an icon, title, description, a star rating, an information icon (i), and a heart icon. The cards are: 'Canvas Learning Management System' (5 stars), 'QuestionPro' (5 stars), 'Course Registration and Class Schedule' (4 stars), 'Transfer Credit' (5 stars), 'Undergraduate Course Catalog' (5 stars), and 'Timetable of Classes' (5 stars). A 'See' link is at the bottom right of the panel.

Another way to search is select “Categories” from the menu on the left-hand side of the home screen, then select a category type such as “Academics” to see all of the available applications.

# Information Icon



The screenshot shows three application cards. The top card is 'QuestionPro' with a blue icon and five stars. The middle card is 'Transfer Credit' with a green icon and five stars. The bottom card is 'Timetable of Classes' with a blue icon, five stars, and an information icon circled in orange. Each card has an information icon and a heart icon on the bottom right.



## Timetable of Classes

View available courses for all Virginia Tech campuses

**Start**

For all roles

Timetable of classes for all Virginia Tech campuses and online courses.

## Contacts

### Office of the University Registrar

[registrar@vt.edu](mailto:registrar@vt.edu)  
[registrar.vt.edu](http://registrar.vt.edu)  
(540) 231-6252

### Virginia Tech 4Help

[4Help](#)

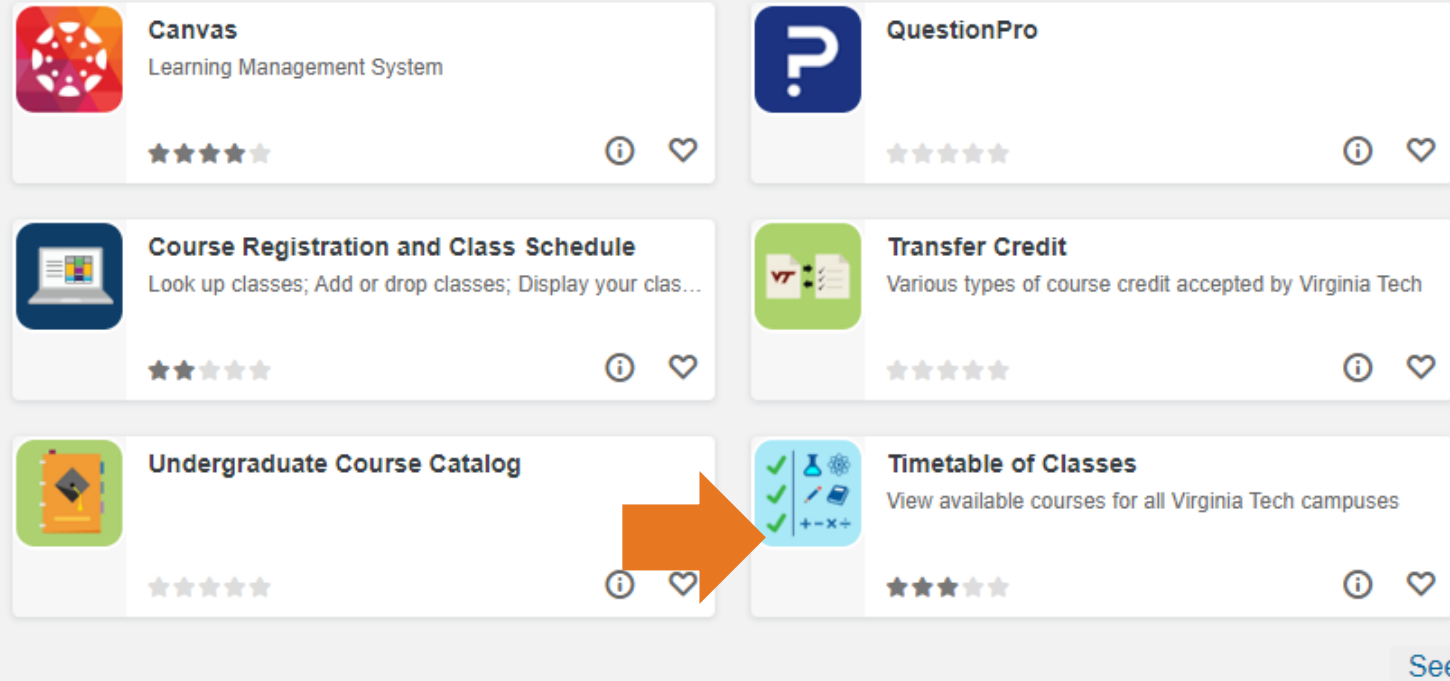
If you are unsure of what each application means you can click the “i” icon on the bottom right hand side and a short description, including contact information, will be available to you.



# Accessing Resources

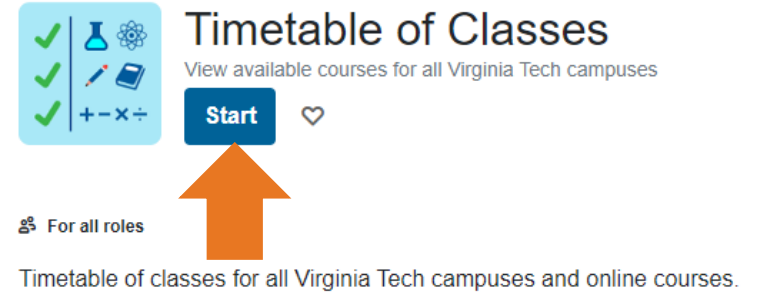
## Academics

### Academics: Tasks



The Academics: Tasks section displays a grid of application cards. Each card includes an icon, a title, a brief description, a star rating, and information icons. The 'Timetable of Classes' card is highlighted with an orange arrow pointing from the 'Undergraduate Course Catalog' card.

Application	Description	Rating
Canvas	Learning Management System	★★★★★
QuestionPro		★★★★★
Course Registration and Class Schedule	Look up classes; Add or drop classes; Display your clas...	★★★★★
Transfer Credit	Various types of course credit accepted by Virginia Tech	★★★★★
Undergraduate Course Catalog		★★★★★
Timetable of Classes	View available courses for all Virginia Tech campuses	★★★★★



The 'Timetable of Classes' information screen features a blue 'Start' button. An orange arrow points to this button. Below the button, it says 'For all roles' and 'Timetable of classes for all Virginia Tech campuses and online courses.'

## Contacts

### Office of the University Registrar

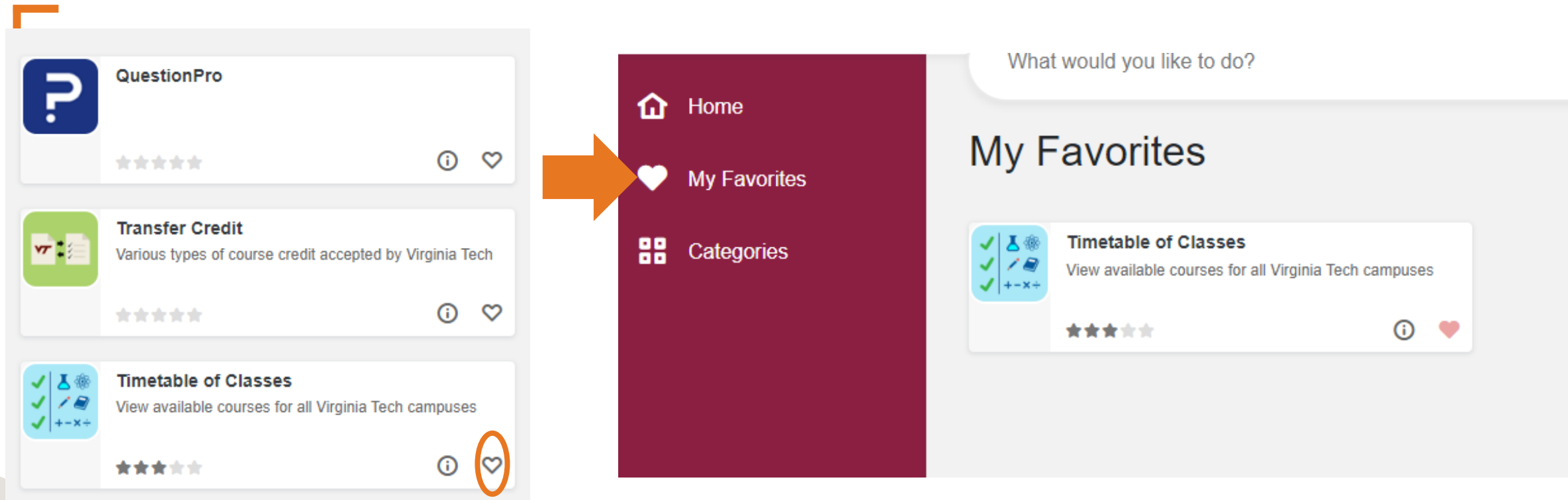
registrar@vt.edu  
registrar.vt.edu  
(540) 231-6252


### Virginia Tech 4Help

4Help

To access the resource, you can either click the application or you click the “Start” button from the information screen.


# Saving Applications



For easy access of applications you use the most, or want to remember for the future, you can click the  heart icon in the bottom right corner of the application and it will be added to your favorites list. You can access your favorite applications by clicking the “My Favorites” on the menu located on the left hand side of the main page.

# Application Reviews







### Timetable of Classes

View available courses for all Virginia Tech campuses

★★★★★



## User Reviews

Highest rating ▾

[Write a review](#)

★ 3.3 out of 5

★★★★★ **Best Way to Find Courses**

Benjamin A | Jan 15, 2018

I prefer this tool over the Course Request option because it gives you more information at a glance, and doesn't require needless clicking. Also, you can do a quick search with ctrl-f and see all classes that match. Course Request has an annoying layout that hides results that could be displayed on one page.

Was this review helpful?  (0)  (0)

[Report this](#)

Users can leave reviews of applications. To access reviews, you click the “i” icon on the bottom right hand side and scroll to the bottom of the page. From here, you can read and write reviews.



**Thank you!**



That about sums it up, thanks for joining us on this video about understanding OneCampus. We hope you take some time to explore this resource. Good luck on your semester- and as always, go Hokies!